

THOMAS BROWN

ESTATES




70 Doveney Close, Orpington, BR5 3WF

Asking Price: £365,000

- 2 Bedroom, Rear Extended Mid terrace House
- Well Located for Local Schools & St. Mary Cray Station
- Allocated Parking Space
- No Forward Chain, High Specification





Property Description

Situated within a popular no through residential road in Orpington, Thomas Brown Estates are delighted to offer this immaculately presented and rear extended two bedroom terraced property, being offered to the market with no forward chain.

Overlooking a green to the front, the accommodation comprises an entrance porch, a spacious lounge, and a stunning open plan kitchen/dining room featuring a breakfast bar and direct access to the rear garden.

To the first floor are two well-proportioned bedrooms (principle bedroom with fitted wardrobes) and a modern family bathroom.

Externally, the property benefits from a private rear garden (with rear access), as well as an allocated parking space to the front.

Additional features include underfloor heating to the extension, quartz worktops, new carpets, and recent redecoration, making this a true turnkey home.

Doveney Close is ideally located for local schools, shops, bus routes, and St. Mary Cray railway station.

Early viewing is highly recommended. Please contact Thomas Brown Estates to arrange an appointment.



ENTRANCE PORCH

Double glazed door to front, coconut mat.

LOUNGE

14' 09" x 12' 05" (4.5m x 3.78m) Double glazed window to front, laminate flooring, radiator.

KITCHEN/DINER

18' 09" x 12' 03" (5.72m x 3.73m) Range of matching wall and base units with quartz worktops over, stainless steel sink, integrated oven, integrated gas hob with extractor over, integrated fridge/freezer, integrated microwave, integrated washing machine, integrated slimline dishwasher, breakfast bar, tiled splashback, underfloor heating to extension, tile effect flooring and tiled flooring.



STAIRS TO FIRST FLOOR LANDING

Carpet.

BEDROOM 1

12' 05" x 8' 02" (3.78m x 2.49m) (measured to back of wardrobes) Fitted wardrobes, double glazed window to rear, carpet, radiator.

BEDROOM 2

12' 04" x 7' 02" (3.76m x 2.18m) Double glazed window to front, carpet, radiator.



BATHROOM

WC, wash hand basin in vanity unit, bath with Aqualisa shower over, tiled walls, vinyl flooring.

OTHER BENEFITS INCLUDE:

GARDEN

25' 0" (7.62m) Laid to lawn, shed, rear access.

FRONT

Laid to lawn, overlooking communal green.

ALLOCATED PARKING

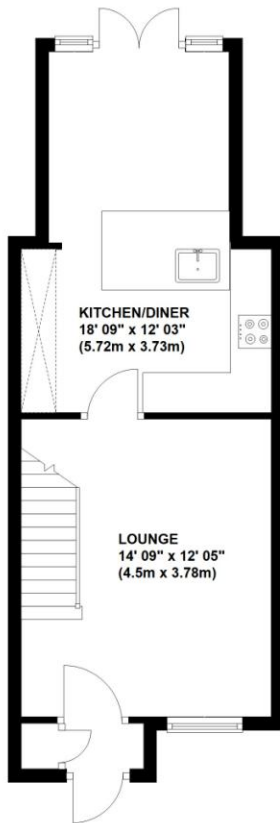
DOUBLE GLAZING

CENTRAL HEATING SYSTEM

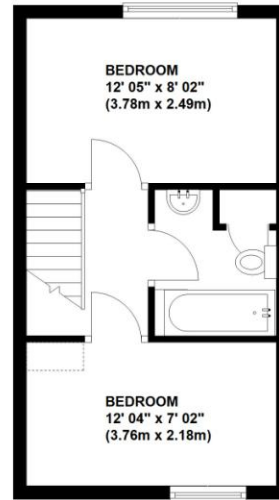
NO FORWARD CHAIN



Ground Floor
Approx. 36.7 sq. metres (395.0 sq. feet)



First Floor
Approx. 27.0 sq. metres (290.4 sq. feet)



Total area: approx. 63.7 sq. metres (685.4 sq. feet)

This plan is for illustration purpose only – not to scale
Plan produced using PlanUp.



Energy Efficiency Rating		
	Current	Potential
<i>Very energy efficient - lower running costs</i>		
(92-100) A		
(81-91) B		
(69-80) C		75
(55-68) D	60	
(39-54) E		
(21-38) F		
(1-20) G		
<i>Not energy efficient - higher running costs</i>		
England, Scotland & Wales		
		EU Directive 2002/91/EC

Council Tax Band: C

Tenure: Freehold

No statement in these details is to be relied upon as representation of fact, and purchasers should satisfy themselves by inspection or otherwise as to the accuracy of the statements contained within. These details do not constitute any part of any offer or contract. Thomas Brown Estates and their employees and agents do not have any authority to give warranty or representation whatsoever in respect of this property. These details and all statements herein are provided without any responsibility on the part of Thomas Brown Estates or the vendors.

Thomas Brown Estates have not tested the equipment or central heating system mentioned in these particulars and the purchasers are advised to satisfy themselves as to the working order and condition.

Measurements: Great care is taken when measuring, but measurements should not be relied upon for ordering carpets, equipment, etc.

The Laws of copyright protect this material. The Owner of the copyright is Thomas Brown Estates. This property sheet forms part of our database, and is protected by the database right and copyright laws. No unauthorised copying or distribution without permission.

Registered Office: Lawrence & Co, 94 Brook Street, Erith, DA8 1JF. Registered in England no. 6048974

285 High Street
Orpington
Kent
BR6 0NN

www.thomasbrownestates.co.uk
sales@thomasbrownestates.co.uk
01689 884444

Telephones Manned:
Mon-Fri: 8am – 8pm
Sat: 8am – 5pm
Sun: 10am – 4pm

THOMAS BROWN
ESTATES